


# BOLERO 12

## Manual Effects Lighting Control Desk 12 Channels



### Description

- 2 presets with manual or timed dipless crossfade
- 12 flash keys
- General master + ON/OFF key
- One effect master panel for controlling effect time, mode, direction and intensity
- 12 predefined effect patterns
- Remote operation of effect START/STEP key
- Actual outputs on LED's (on - off)
- High quality faders
- Galvanic isolation on DMX512/1990 output

### Supplied with :

- 1 operating manual
- 1 XLR5 male connector for data cable
- 1 standard power supply cable

### Option

- channel analogue output card 370  $\mu$ A and 0/+ 10 V **CARTE/ANA/24**

### Accessories

- 5-contact male connector for remote control of effect "START/STEP" function **DIN/5M**
- Dust cover for BOLERO 12 **HOUSE/BOLERO12**
- Flight case for BOLERO 12 **FLY 12/24**

### References

BOLERO 12  
DMX512/1990 output

**BOLERO/12/DMX**

BOLERO 12  
DMX512/1990 + analogue outputs


**BOLERO/12/ANA**

### Characteristics

Power requirement : 230 V +/- 10% 50/60 HZ

Dimensions  
Width x depth : 500 x 315 mm  
Height : 30 - 118 mm  
Net weight : 6 kg

Packing  
Dimensions : 530 x 340 x 130 mm  
Gross weight : 7 kg



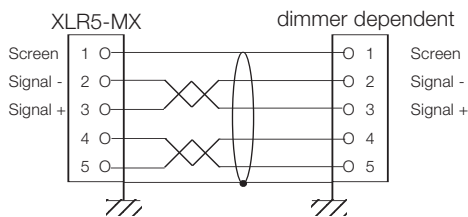
## Interconnection Cables

### Digital Protocol

(DMX512/1990)

Maximum length of data cable : 250 m

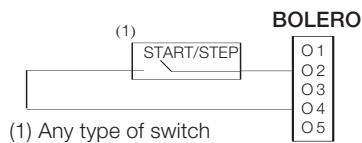
Cable size : 2 x 2 x 0.34 mm<sup>2</sup> shielded



### Remote operation

Maximum length of data cable : 250 m

Cable size : 2 x 0.34 mm<sup>2</sup> shielded



(1) Any type of switch

## Connector layout

### 1. Power supply

connector 230 V type IEC320-C14

### 2. DMX

DMX 512/1990 output connector (5 pin female XLR connector)

pin-out : 1: GND  
2: DMX-  
3: DMX+

### 3. AUX

Socket (5 pin female DIN connector) for remote operation of effect START/STEP key : connect pins 2 and 4 together

### 4. Analogue input (option)

(25-pin D type female connector)

- pins 1-12 : dimmers 1-12  
- pin 25 : 0 V

This equipment complies with all applicable European directives and carries a CE mark.

ADB - Your Partner for Light

**Belgium** N.V. ADB-TTV Technologies S.A.

(Group Headquarters) Leuvensesteenweg 585, B-1930 Zaventem  
Tel : 32.2.709.32.11, Fax : 32.2.709.32.80, E-Mail : adb@adblighting.com

**Deutschland** ADB GmbH

Boschstrasse 3, D-61239 Ober-Mörlen  
Tel : 49.6002.93.933.0, Fax : 49.6002.93.933.33, E-Mail : info@adblighting.de

**France** ADB S.A.S.

**Sales Office:** 168/170, boulevard Camélinat F-92240 Malakoff  
Tel : 33.1.41.17.48.50, Fax : 33.1.42.53.54.76, E-Mail : adb.fr@adblighting.com

**Factory & Group Logistics Centre:** Zone industrielle Rouvroy F-02100 Saint-Quentin  
Tel : 33.3.23.06.35.70, Fax : 33.3.23.67.66.56, E-Mail : adb.fr@adblighting.com

**ADB**  
Lighting Technologies

DS-1033-E-06j Subject to modifications